



Borough of North Wales

Fiscal Year 2026 Budget





BOROUGH COUNCIL

Mark Tarlecki, President
Wendy McClure, Vice President
Anji Fazio, President Pro Tem

Ward 1

Sherwin Collins
Candace Anderson

Ward 2

Alexander Groce
Sarah Whelan

Ward 3

Star Little
Sally Neiderhiser

MAYOR

Neil McDevitt

ADMINISTRATIVE STAFF

Christine A. Hart, Borough Manager
Danielle Ervin, Assistant Manager
David Erenius, Chief of Police







Table of Contents

↗ Introduction	3
↗ Overview of Borough Funds	4
↗ Budget Highlights	5
↗ Administration Department	6
↗ Police Department	7
↗ Public Works Department	8





Introduction

The 2026 budget is submitted in compliance with Borough ordinances, Pennsylvania Borough Code, and other applicable laws. Borough Council, the Mayor, and the Administrative staff have collaborated to meet or exceed all deadlines prescribed by Borough Code, ensuring a smooth and transparent budget process.

The 2026 Budget reflects an increase in the tax from the current 7.0 mill rate to 8 mills. This adjustment is necessary to balance the budget and maintain funding for critical areas such as public safety, infrastructure, and community programs. This increase has been given careful consideration, allowing us to generate the revenue needed to sustain operations without compromising on the quality of services for our residents. We have been committed to transparency in this process and will continue to keep the community informed every step of the way.

This year's budget continues to reflect, as accurately as possible, the anticipated revenues and expenditures for the 2026 calendar year. Importantly, the budget supports the goals and strategies set forth in the North Wales 2040 Comprehensive Plan.

This budget exemplifies our ongoing dedication to providing quality services, supporting Borough Council's goals, and addressing the needs of residents. The Borough staff is honored to serve the North Wales community and remains committed to working with elected officials, residents, businesses, and community groups to enhance the Borough's quality of life. We will continue to listen attentively to residents' needs and pursue strategies that foster growth and sustain the services North Wales residents rely on.

Christine A. Hart
Christine A. Hart
Borough Manager



Overview of Borough Funds

Major Funds

- General Fund: Primary operating fund; covers core services (administration, police, public works, etc.). Receives 5.8 mills from real estate tax.
- Capital Fund: Accounts for capital improvements and equipment purchases. Often funded by year-end balances approved by Council.

Special Tax Funds

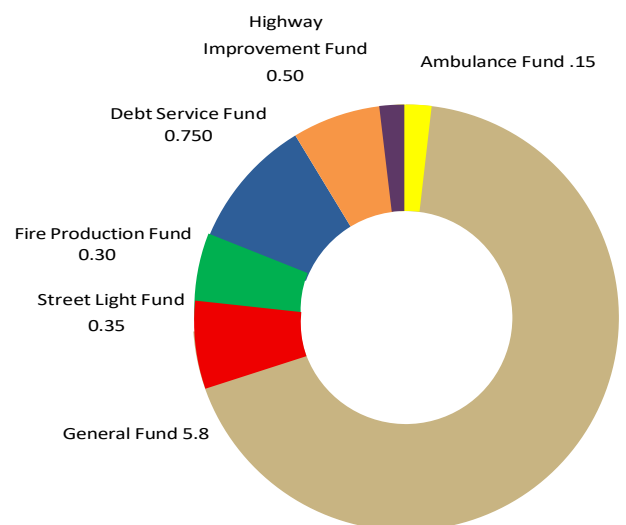
- Street Lighting Fund: Receives 0.35 mills for streetlight operation/maintenance. Investments in LED lighting aim to reduce energy costs.
- Fire Protection Fund: Receives 0.3 mills for fire engine/apparatus purchase, firehouse land acquisition, career firefighters, and general operations.
- Ambulance Service: Receives .15 mills for Emergency Medical Services
- Library Fund: Receives 0.15 mills to maintain/establish local libraries for residents' use.
- Debt Service Fund: Receives 0.750 mills to service debt related to General Obligation Notes (2020 Series) for implementing the 2040 Comprehensive Plan.
- Highway Improvement Fund: Receives 0.5 mills to support permanent street improvements, as authorized by Pennsylvania Borough Code.

Additional Funds

- Reserve Fund: Capital and operating reserves to ensure financial stability and address unforeseen budgetary shortfalls.
- Police & Non-Uniform Pension Funds: Account for all pension-related funds and transactions. Managed by PMRS and Principal Financial Services.
- Highway Aid Fund: Utilizes Liquid Fuels dollars from the Commonwealth of Pennsylvania for roadway-specific purposes.
- Recycling, History Preservation, Cemetery Preservation Funds: Focus on specific community interests, with guidance from Council and related commissions.
- Weingartner Park Fund: A fiduciary fund for the preservation and maintenance of Weingartner Park. The Borough acts as trustee for this fund.

What is a Mill Rate?

- Millage rate is the amount per \$1,000 used to calculate taxes on a property. One mill represents \$1 in taxes per \$1,000 in tax-assessed value. For example, if a home's assessed value is \$100,000, 1 mill of tax would equal \$100.
- The Borough's total millage rate in 2026 is 8.0 mills. This means the homeowner owes \$8.00 in taxes for every \$1,000 in tax-assessed value. In the above example, that would amount to \$800.00 in property taxes annually for a home assessed for \$100,000.
- The Borough's 2025 Average Assessed Property Valuation is \$129,799.74. For the average assessed parcel, the 2026 municipal tax rate is \$1,038.40 annually (\$86.53 monthly).



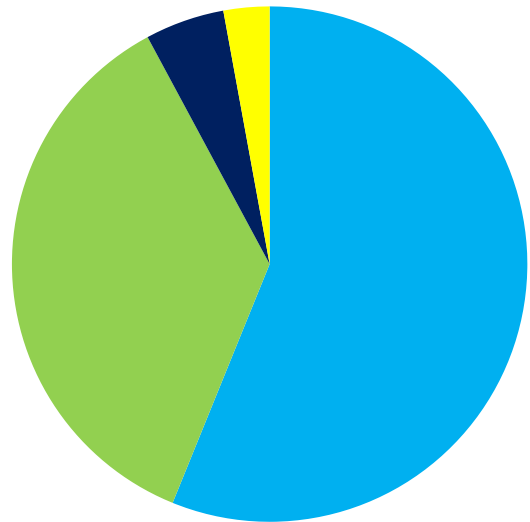


Budget Highlights

Primary Revenues

Real Estate, Earned Income, Local Enabling, and Reality Transfer taxes are the primary sources of revenue for the Borough along with Fund Equity. The slowdown in the real estate market has resulted in lower-than-average real estate transfer tax, however new residents to the Borough have contributed to the rise in Local Earned Income Tax due to higher income earning households.

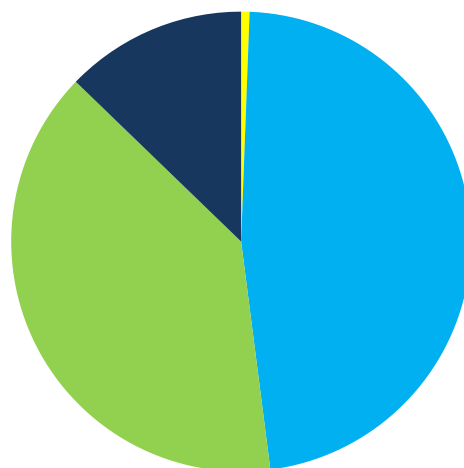
RE Taxes EIT LST Transfer Tax



Primary Expenses

Primary Expenditures are used to maintain the quality of life, public safety, and infrastructure within the Borough's limits. These services include, but are not limited to, police services, public works, engineering, planning, administrative functions and the like.

Police Department
Admin/Legal/Engineering/Planning
Public Works Executive/Legislative





Administration Department

Christine A. Hart, Borough Manager



**Policy
Implementation**



**Planning and
Development**

**Budget
Management**



**Community
Engagement**



Develops, monitors, and administers the Borough's budget, ensuring financial responsibility and resource allocation for community needs

Executes policies, ordinances, and resolutions adopted by the Borough Council to ensure compliance with local, state, and federal laws.

Facilitates communication with residents, addressing concerns and providing information on Borough services, projects, and events.

Supports strategic planning initiatives, including zoning, housing, and economic development, to enhance the Borough's quality of life and long-term growth.



Administration Department 2025 Achievements

➤ Applied for grants to help achieve community goals to assist the North Penn Volunteer Fire Company and Boy Scouts Troop #84



➤ Evaluate Results for Reprioritization from Comprehensive Plan Audit



➤ Complete Subdivision and Land Development Ordinance (Repeal and Replace)



➤ Grand Opening of North Wales Arts and Cultural Center – Ribbon Cutting Ceremony



➤ Maintained Accident and Illness Prevention Plan



➤ Accomplished certifications and trainings including finance and budget and leadership and attended workers compensation conference.



➤ Procurement of Public Works Vehicles and Equipment






Administration Department 2026 Goals

➤ Promote and plan for events at North Wales Arts and Cultural Center



➤ Complete cross-training within all Borough departments to increase productivity



➤ Onboard all newly elected officials



➤ Center Street Sidewalk Extension Project




➤ Continue Training and Certifications to enhance performance goals and achieve credentials.



➤ Continue implementation of Office Manual



➤ Implement energy saving initiatives for cost Savings





Police Department

David J. Erenius, Chief of Police



Core Values

The North Wales Borough Police Department's mission is: In compliance with professional standards established by our Oath of Office, our Professional Code of Conduct, and Administrative Directives, the North Wales Borough Police Department's mission is to provide a sense of safety and security to Borough residents and guests through selfless service.

Accordingly, North Wales Borough Police will conduct, act, and perform in such a manner that maintains and advances public trust and confidence. Our commitment to excellence not only extends to the community but to the officers and employees of this department who have dedicated themselves to the profession of policing. The police department's operational strategy focuses on three main areas: police service, public safety/traffic enforcement, and training.

① **Selfless Service**

We serve not to benefit ourselves but rather the individuals who can benefit from our actions.

② **Collaboration**

We value working together to create and maintain a culture of mutual trust and optimism for the future, with a goal of shared success and accomplishment.

③ **Humility**

We serve North Wales Borough in a respectful, compassionate, and non-judgmental manner, remembering that we are members of the community we serve.

④ **Integrity**

We operate in a professional, ethical, and honest manner towards our work, peers, and the North Wales Borough community.



Police Department 2025 Achievements

↗ Collaborated to implement Shop With a Cop with North Penn Police Athletic League 


↗ Hired one part-time Police Officer to serve and protect our community 

↗ Completed Accreditation by Pennsylvania Chiefs of Police Association 

↗ Implemented Police-One online officer training 

↗ Completed Emergency Action Plan (EAP) per Risk Control Assessment Requirement 

↗ Implemented measures to increase the Borough building security and safety protocols. 

↗ Continued Community Outreach through Participation in Trunk or Treats, Reading at the North Penn YMCA, NWAL, and North Wales Elementary School, and other Programs 




Police Department 2026 Goals



Achieve levels of staffing for greatest efficacy and efficiency



Continue with the Accreditation standards



Implement new duty weapons to include shotguns



Send officer to Armorer School



Send officer to Firearms Instructor School



Send officer to Field Training Officer School



Expand Shop With a Cop



Maintain Community Policing and Outreach programs to promote public safety and engage with residents and business owners





Public Works Department




Parks and Grounds Upkeep



Capital Improvement Projects

Infrastructure Maintenance



Snow and Ice Removal



Maintains and repairs public infrastructure, including streets, sidewalks, and stormwater systems, ensuring safe and accessible facilities

Manages the upkeep of public parks, recreational areas, and green spaces to enhance community enjoyment and environmental quality.

Prepares for and manages snow and ice removal operations to keep roads and sidewalks clear and safe during winter months.

Plans and executes infrastructure projects, such as road repaving and facility upgrades, to support the Borough's growth and long-term needs.



Public Works 2025 Achievements

➤ Procured vehicles and equipment through LSA Grant



➤ Enhanced infrastructure at Borough owned facilities which improved security measures



➤ Secured funding related to stormwater infrastructure




➤ New roof installed at 599 Elm Avenue



➤ Removed trees and maintained shrubs as recommended by Insurance Carrier



➤ Provided assistance for Community Events including, Egg Hunt, Summer Park Tour, Community Day, Jack-O-Lantern Crawl, Food and Sock, Tree Lighting Ceremony and other events





Public Works 2026 Goals

➤ **Oversee paving projects per recommendation of engineer's Street Paving Assessment**



➤ **Install energy efficiency measures in Borough owned buildings**



➤ **Perform temporary road repairs ahead of infrastructure replacement**




➤ **Enhance safety protocols and upgrade safety equipment**




➤ **Continue education through available courses and training**



➤ **Meet or exceed safety recommendations at Borough owned facilities and parks**



➤ **Maintain and oversee the building maintenance of the North Wales Arts and Cultural Center**



NORTH WALES BOROUGH 2026 BUDGET	2023 ACTUAL	2024 ACTUAL	2025 BUDGET	2024 BUDGET	YTD 10/28/2025	YTD 11/14/2025	2026 BUDGET 8 mills
General Fund 01 Revenue							
0130110 · REAL ESTATE TAXES-CURRENT	672,090.57	789,363.68	813,282.06	810,474.36	770,018.86	772,359.99	912,471.31
0130140 · R/E TAXES-DELINQUENT 1301400	6,549.25	6,937.77	5,000.00	5,000.00	9,312.32	9,312.32	6,000.00
0130160 · REAL ESTATE TAXES-INTERIM	-365.55	880.80	350.00	250.00	853.86	853.86	500.00
0131010 · REAL ESTATE TRANSFER TAXES	98,769.16	93,770.28	72,500.00	75,000.00	43,090.60	52,983.70	55,000.00
0131021 · EARNED INCOME TAXES	612,839.09	641,545.35	525,000.00	500,000.00	512,302.83	572,944.07	625,000.00
0131041 · LOCAL SERVICES TAX	55,184.21	52,502.81	42,000.00	42,000.00	52,346.92	58,225.19	58,000.00
0132180 · CABLE TELEVISION FRANCHISE	53,094.97	49,724.29	50,000.00	55,000.00	22,830.20	22,830.20	43,000.00
0132191 · BUSINESS PRIVILEGE	15,100.00	14,000.00	15,000.00	14,500.00	14,300.00	14,300.00	15,000.00
0132240 · OTHER PERMITS & FEES	3,445.00	3,365.00	2,750.00	2,600.00	2,040.00	2,090.00	2,250.00
0132282 · STREET OPENINGS	3,680.00	1,620.00	1,200.00	1,200.00	200.00	200.00	1,000.00
0133110 · COURT - NON-TRAFFIC	4,211.44	2,650.92	3,500.00	4,500.00	1,846.65	1,846.65	2,500.00
0133111 · VEHICLE CODE VIOLATIONS	13,394.39	8,872.39	8,500.00	10,750.00	6,450.81	6,450.81	8,500.00
0133112 · CODE VIOLATIONS	1,083.79	1,450.00	750.00	750.00	2,950.00	2,950.00	1,000.00
0134110 · INTEREST EARNINGS	3,415.13	16,686.44	2,500.00	2,500.00	12,312.90	13,310.24	3,500.00
0134240 · PROPERTY LEASE FEES	2,060.00	5,896.00	15,384.00	1,500.00	14,699.00	14,699.00	15,384.00
0134253 · CELL TOWER FEES	4,932.00	5,178.30	3,600.00	3,600.00	4,069.20	4,069.20	4,200.00
0135401 · GRANTS MISC	215,805.00	3,448.85	10,000.00	216,000.00	6,066.02	6,066.02	10,000.00
0135501 · PUBLIC UTILITIES	1,503.79	1,609.47	1,600.00	1,495.00	1,711.75	1,711.75	1,700.00
0135504 · ALCOHOL BEVERAGE TAXES	600.00	600.00	600.00	400.00	600.00	600.00	600.00
0135505 · PENSION ALLOCATION	62,118.97	62,915.55	65,096.00	55,000.00	83,462.86	83,462.86	63,473.00
0135507 · FIRE INSURANCE PREMIUM TAX	22,827.28	23,122.96	23,500.00	22,000.00	24,653.33	24,653.33	24,500.00
0135510 · STATE POLICE FINES ALLOCATION	1,304.69	1,269.19	600.00	550.00	559.37	559.37	600.00
0135801 · FIRE CO INSURANCE SHARED PAYMEN	9,521.00	8,335.00	8,500.00	10,000.00	8,535.87	8,535.87	8,500.00
0136104 · BENEFIT PERCENT	3,379.02	4,227.36	4,320.00	3,240.00	2,423.22	2,603.22	4,500.00
0136130 · LAND DEV/SUB-DIVISION	1,600.00	0.00	750.00	750.00	1,700.00	1,700.00	750.00
0136133 · ZONING PERMITS	4,800.00	4,240.00	4,000.00	4,000.00	2,240.00	2,480.00	3,000.00
0136134 · ZONING HEARING FEES	5,148.76	4,766.22	2,250.00	2,250.00	3,100.00	3,212.50	2,250.00
0136150 · SALE OF MAPS, BOOKS, ETC.	25.00	10.00	25.00	25.00	0.50	0.50	15.00
0136211 · ACCIDENT REPORT FEES	705.00	375.00	450.00	600.00	630.00	675.00	500.00
0136214 · CROSSING GUARDS	9,066.25	9,368.04	9,500.00	8,500.00	9,471.72	9,471.72	9,500.00
0136241 · BUILDING PERMITS	15,221.40	24,310.60	15,500.00	13,500.00	9,603.36	10,003.36	15,500.00
0136242 · ELECTRICAL PERMITS	6,949.50	10,034.00	6,000.00	5,000.00	3,520.00	3,520.00	6,000.00
0136243 · PLUMBING PERMITS	3,760.00	4,740.00	3,000.00	2,750.00	2,760.00	2,840.00	3,000.00
0136244 · MECHANICAL PERMITS	4,765.00	8,070.00	4,000.00	3,500.00	5,195.00	7,150.00	4,000.00
0136245 · USE AND OCCUPANCY PERMITS	5,180.00	5,600.00	4,300.00	4,250.00	3,100.00	3,200.00	4,300.00

NORTH WALES BOROUGH 2026 BUDGET	2023 ACTUAL	2024 ACTUAL	2025 BUDGET	2024 BUDGET	YTD 10/28/2025	YTD 11/14/2025	2026 BUDGET 8 mills
0136246 · DUMPSTER PERMITS	400.00	560.00	400.00	350.00	240.00	240.00	400.00
0136247 · RENTAL REGISTRATION FEES	23,500.00	22,790.00	22,500.00	22,500.00	23,000.00	23,000.00	23,000.00
0136720 · COMMUNITY CENTER ADMISSIONS/REV	1,084.00	327.02	5,000.00	15,000.00	850.00	1,095.00	5,000.00
0136741 · PARK EVENT FEE (PUBLIC)	0.00	1,200.00	1,000.00	50.00	1,200.00	1,200.00	1,000.00
0138010 · MISC REVENUE GEN	14,582.05	10,131.90	8,000.00	10,000.00	5,194.77	8,159.77	8,000.00
0138020 · INSURANCE CLAIMS	5,734.44	0.00	0.00	0.00	235.00	7,695.65	0.00
0138310 · STATE FEE FOR PERMITS	720.00	707.00	550.00	550.00	598.00	607.00	600.00
0138330 · POLICE SERVICES	900.00	300.00	400.00	400.00	450.00	450.00	450.00
0138610 · SALE - EQUIPMENT, ETC.	0.00	0.00	250.00	250.00	0.00	0.00	250.00
0138710 · DONATIONS	7,725.00	2,900.00	100.00	100.00	2,500.00	2,500.00	100.00
0139510 · REFUNDS-PRIOR YR EXP	416.00	6,933.62	500.00	500.00	11,370.09	12,304.43	500.00
	1,978,825.60	1,917,335.81	1,764,007.06	1,933,134.36	1,684,595.01	1,779,122.58	1,955,293.31
Street Lighting Fund 02 Revenue							
0230110 · R/E TAXES-CURRENT	30,702.24	30,647.75	31,576.14	31,467.13	29,896.18	29,987.08	55,062.92
0230140 · R/E TAXES-DELINQUENT	308.74	318.49	300.00	300.00	409.13	409.13	300.00
0230160 · R/E TAXES-INTERIM	-16.68	36.48	30.00	30.00	33.14	33.14	30.00
0234110 · INTEREST-STREET LIGHT	721.98	1,845.92	350.00	350.00	1,134.10	1,308.99	500.00
0238010 · MISC REVENUE	0.00	9,833.54	0.00	0.00	0.00	0.00	0.00
	31,716.28	42,682.18	32,256.14	32,147.13	31,472.55	31,738.34	55,892.92
Fire Service Fund 33 Revenue							
0330110 · R/E TAXES-CURRENT	40,325.48	40,253.45	41,473.14	41,329.97	39,266.92	39,386.30	47,196.79
0330140 · R/E TAXES-DELINQUENT	325.23	405.32	200.00	200.00	531.82	531.82	200.00
0330160 · R/E TAXES-INTERIM	-21.93	47.91	10.00	10.00	43.55	43.55	10.00
0334110 · INTEREST EARNINGS	228.65	60.22	235.00	235.00	135.90	145.16	200.00
	40,857.43	40,766.90	41,918.14	41,774.97	39,978.19	40,106.83	47,606.79
Ambulance Fund ## Revenue							
0##0110 · R/E TAXES-CURRENT	0.00	0.00	0.00	0.00	0.00	0.00	23,598.40
0##0140 · R/E TAXES-DELINQUENT	0.00	0.00	0.00	0.00	0.00	0.00	0.00
0##0160 · R/E TAXES-INTERIM	0.00	0.00	0.00	0.00	0.00	0.00	10.00
0##4110 · INTEREST EARNINGS	0.00	0.00	0.00	0.00	0.00	0.00	25.00
	0.00	0.00	0.00	0.00	0.00	0.00	23,633.40
Highway Improvement Fund 18 Revenue							
1830110 · R/E-CURRENT	72,707.88	72,577.72	74,777.33	74,519.18	70,799.93	71,015.18	78,661.32
1830140 · R/E TAXES-DELINQUENT	596.15	732.34	375.00	375.00	953.34	953.34	375.00
1830160 · R/E TAXES-INTERIM	-39.56	86.40	30.00	30.00	78.51	78.51	30.00
1834110 · INTEREST EARNINGS	2,484.39	6,971.71	1,250.00	1,250.00	4,602.15	5,302.29	2,400.00

NORTH WALES BOROUGH 2026 BUDGET	2023 ACTUAL	2024 ACTUAL	2025 BUDGET	2024 BUDGET	YTD 10/28/2025	YTD 11/14/2025	2026 BUDGET 8 mills
	75,748.86	80,368.17	76,432.33	76,174.18	76,433.93	77,349.32	81,466.32
Weingartner Park Fund 19 Revenue							
1934110 · INTEREST EARNINGS	666.38	1,734.25	750.00	325.00	1,172.18	1,315.65	750.00
	666.38	1,734.25	750.00	325.00	1,172.18	1,315.65	750.00
Debt Service Fund 23 Revenue							
2330110 · R/E TAXES-CURRENT	80,498.05	114,356.53	117,821.43	117,414.68	111,553.65	111,892.81	117,991.98
2330140 · R/E TAXES-DELINQUENT	626.46	805.37	400.00	400.00	1,157.08	1,157.08	400.00
2330160 · R/E TAXES-INTERIM	-43.77	119.26	10.00	10.00	123.70	123.70	75.00
2334110 · INTEREST EARNINGS	2,126.10	7,113.95	1,375.00	1,375.00	5,252.14	5,886.52	2,800.00
2334220 · REVENUE FROM LEASING	35,060.57	35,749.78	35,750.00	35,000.00	36,452.78	36,452.78	36,500.00
	118,267.41	158,144.89	155,356.43	154,199.68	154,539.35	155,512.89	157,766.98
Capital Improvement Fund 30 Revenue							
3034110 · INTEREST EARNINGS	64,340.09	150,432.42	42,000.00	56,188.98	68,337.56	72,717.68	42,000.00
3035114 · TASA GRANT	0.00	0.00	770,000.00	770,000.00	0.00	0.00	770,000.00
3035109 · CDBG GRANTS	0.00	0.00	0.00	0.00	0.00	0.00	0.00
3035115 · PANDEMIC RECOVERY GRANT	464,754.00	416,169.07	0.00	0.00	314,144.96	314,144.96	0.00
3035416 · RACP STATE GRANT	0.00	0.00	1,000,000.00	1,000,000.00	0.00	0.00	1,000,000.00
3038010 · MISC REVENUE	0.00	0.00	0.00	0.00	93,952.00	93,952.00	0.00
	721,698.09	566,601.49	1,812,000.00	2,176,188.98	476,434.52	480,814.64	1,812,000.00
Capital Equipment Fund 32 Revenue							
3234110 · INTEREST EARNINGS	1,640.36	4,763.79	1,800.00	850.00	6,841.56	8,203.76	1,800.00
3238010 · MISC REVENUE 3238010	0.00	0.00	0.00	0.00	356,324.00	356,324.00	0.00
3238020 · CLAIM PAYMENTS-INSURANCE	0.00	0.00	0.00	0.00	0.00	0.00	0.00
3238610 · SALE OF PROPERTY	0.00	0.00	22,500.00	500.00	0.00	0.00	22,500.00
3239205 · RESERVE FUND TRANSFER	25,000.00	0.00	0.00	0.00	0.00	0.00	0.00
	26,640.36		24,300.00	1,350.00	363,165.56	364,527.76	24,300.00
Liquid Fuels Fund 35 Revenue							
3534110 · INTEREST EARNINGS	6,924.99	20,234.13	3,250.00	3,250.00	15,575.56	17,538.84	3,250.00
3535502 · MOTOR VEHICLE FUEL TAXES	98,327.61	95,233.39	95,747.84	97,500.00	97,810.91	97,810.91	94,207.28
3538010 · MISC REVENUE	4,786.00	0.00	4,978.30	4,300.00	8,361.18	13,037.78	4,978.30
	110,038.60		103,976.14	105,050.00	121,747.65	128,387.53	102,435.58
Recycling Fund 41 Revenue							
4134110 · INTEREST EARNINGS	1,311.89	3,585.35	1,500.00	600.00	2,553.65	2,869.29	1,500.00
4135112 · RECYCLING GRANT	0.00	5,023.07	6,500.00	6,500.00	5,816.19	5,816.19	6,500.00
4137900 · OTHER REVENUES	0.00	0.00	0.00	0.00	0.00	0.00	0.00
4137910 · EVENT FEES	0.00	0.00	0.00	0.00	0.00	0.00	0.00

NORTH WALES BOROUGH 2026 BUDGET	2023 ACTUAL	2024 ACTUAL	2025 BUDGET	2024 BUDGET	YTD 10/28/2025	YTD 11/14/2025	2026 BUDGET 8 mills
4138010 · MISC REVENUE	877.00	1,357.12	780.00	780.00	710.00	775.00	780.00
4138710 · CONTRIBUTIONS	15,000.00	15,000.00	10,000.00	15,000.00	14,000.00	14,000.00	10,000.00
	17,188.89	24,965.54	18,780.00	22,880.00	23,079.84	23,460.48	18,780.00
History Commission Fund 42 Revenue							
4234110 · INTEREST EARNINGS	19.46	50.20	10.00	10.00	33.04	37.11	10.00
4236150 · SALE OF HISTORY COMM. ITEMS	210.00	6.00	150.00	150.00	400.00	410.00	150.00
4236722 · FUNDRAISING INCOME	0.00	168.00	0.00	0.00	0.00	0.00	0.00
4238010 · MISC REVENUE	60.00	4.00	50.00	50.00	0.00	0.00	50.00
	289.46	228.20	210.00	210.00	433.04	447.11	210.00
Library Fund 43 Revenue							
4330110 · R/E TAXES-CURRENT	20,162.62	20,126.22	20,849.72	20,664.98	19,633.98	19,693.67	23,598.40
4330140 · R/E TAXES-DELINQUENT	202.75	209.14	225.00	225.00	268.68	268.68	225.00
4330160 · R/E TAXES-INTERIM	-10.96	23.95	20.00	10.00	21.76	21.76	20.00
4334110 · INTEREST EARNINGS	125.80	61.13	35.00	115.00	89.26	96.50	35.00
	20,480.21	20,420.44	21,129.72	21,014.98	20,013.68	20,080.61	23,878.40
Cemetery Preservation Fund 44 Revenue							
4434110 - INTEREST EARNINGS	547.28	1,427.13	650.00	250.00	962.78	1,071.86	650.00
440610 - CEMETERY FUNDS (CD)	0.00	0.00	0.00	0.00	0.00	0.00	0.00
4438710 - DONATIONS	0.00	0.00	0.00	0.00	0.00	0.00	0.00
	547.28	1,427.13	650.00	250.00	962.78	1,071.86	650.00
General Fund 01 Expense							
0140011 · LEGISLATIVE	9,000.00	9,000.00	9,000.00	9,000.00	7,350.00	7,350.00	9,000.00
0140042 · DUES, SUBSCRIPTIONS, TRAINING	2,238.20	3,163.20	3,500.00	3,500.00	3,928.94	3,928.94	4,000.00
0140110 · WAGES - MANAGER	100,006.40	106,356.80	106,087.50	103,500.00	82,824.00	90,984.00	108,739.69
0140112 · WAGES - ASST. SECRETARY	49,672.80	74,178.80	76,875.00	72,120.00	43,021.20	43,021.20	70,040.00
0140114 · WAGES - ADMIN ASS'T	21,224.24	25,675.14	26,317.02	41,860.00	40,930.88	44,649.68	48,332.75
0140115 · WAGES - ADMIN OFFICE STAFF	28,771.37	23,309.00	24,744.72	27,456.00	17,270.30	19,209.60	28,994.50
0140131 · PROFESSIONAL SERVICES	13,075.71	15,316.65	15,000.00	15,000.00	15,230.76	15,230.76	16,000.00
0140142 · DUES, SUBSCRIPTIONS	901.89	403.90	750.00	1,000.00	489.90	852.53	900.00
0140146 · MEETINGS/CONFERENCE/COURSES	810.00	6,085.92	1,500.00	1,200.00	1,156.35	1,156.35	1,500.00
0140222 · OPERATING EXPENSE	2,771.39	4,764.08	5,000.00	2,800.00	5,421.95	5,451.20	5,000.00
0140231 · AUDITING SERVICES	15,150.00	19,950.00	22,500.00	16,000.00	14,619.01	14,619.01	22,500.00
0140237 · COMPUTER	44.79	493.84	750.00	750.00	0.00	0.00	750.00
0140311 · WAGES-TAX COLLECTOR	5,642.00	5,666.00	6,000.00	6,000.00	5,660.00	5,660.00	6,000.00
0140330 · OTHER SERVICES AND CHARGES	505.07	532.52	700.00	700.00	557.77	557.77	700.00
0140331 · BERKHEIMER COMMISSION	7,541.36	7,670.96	6,750.00	6,750.00	5,392.83	6,030.23	6,750.00

NORTH WALES BOROUGH 2026 BUDGET	2023 ACTUAL	2024 ACTUAL	2025 BUDGET	2024 BUDGET	YTD 10/28/2025	YTD 11/14/2025	2026 BUDGET 8 mills
0140332 · POSTAGE	299.08	308.92	500.00	500.00	331.85	331.85	500.00
0140335 · INSURANCE AND BONDING	0.00	0.00	350.00	350.00	0.00	0.00	350.00
0140431 · SOLICITOR	36,000.00	36,000.00	36,000.00	36,000.00	27,300.00	30,300.00	37,800.00
0140436 · CODIFICATION	7,731.23	1,390.00	8,500.00	1,500.00	1,195.00	1,195.00	4,000.00
0140621 · OFFICE SUPPLIES	930.73	1,066.98	1,200.00	1,200.00	519.89	609.44	1,200.00
0140632 · COMMUNICATIONS - PHONE	641.03	759.45	800.00	800.00	564.61	631.40	800.00
0140634 · ADVERTISING	6,346.52	3,474.31	6,000.00	6,000.00	176.92	176.92	4,500.00
0140635 · POSTAGE	1,632.57	2,000.00	2,000.00	2,850.00	416.84	416.84	1,800.00
0140636 · PRINTING	522.83	262.64	750.00	750.00	123.10	123.10	550.00
0140637 · REPAIRS/MAINTENANCE	2,689.85	808.01	5,000.00	5,000.00	950.00	950.00	5,000.00
0140638 · EQUIPMENT RENTAL	661.02	683.40	675.00	675.00	512.55	512.55	675.00
0140831 · ENGINEER	28,692.95	50,630.16	50,000.00	50,000.00	16,523.00	17,275.00	30,000.00
0140922 · OPERATING EXP	300.68	95.00	4,000.00	4,000.00	1,814.92	2,081.23	4,000.00
0140923 · HEATING FUEL	11,963.05	8,823.71	10,000.00	10,000.00	1,811.48	1,935.32	7,500.00
0140935 · JANITORIAL	973.42	622.19	1,300.00	1,300.00	1,446.81	1,620.41	2,000.00
0140936 · ELECTRICITY	7,872.82	8,092.72	15,200.00	8,000.00	12,982.96	13,974.37	24,000.00
0140937 · REPAIRS/MAINTENANCE SERVICES	4,893.64	3,978.86	12,500.00	13,500.00	3,260.13	3,260.13	4,000.00
0140938 · LEASE	1,007.40	1,602.40	3,000.00	1,200.00	3,007.73	3,077.28	3,000.00
0140945 · CONTRACTED SRVICES	4,520.33	3,230.04	4,500.00	4,500.00	2,637.23	3,645.50	4,500.00
0141010 · WAGES - CHIEF	119,017.60	128,458.00	128,125.00	125,000.00	102,440.40	112,296.40	135,000.00
0141012 · WAGES - POLICE CLERICAL	19,597.45	21,144.50	29,315.00	26,500.00	18,431.03	20,505.63	25,000.00
0141013 · WAGES - CROSSING GUARDS	14,452.50	14,078.50	16,800.00	12,000.00	10,781.00	12,272.00	17,500.00
0141014 · WAGES - FULL TIME OFFICERS	318,683.85	329,117.39	402,622.81	383,872.00	247,329.88	269,040.28	442,143.38
0141015 · WAGES - P/T OFFICERS	114,262.53	64,922.76	70,000.00	70,000.00	65,871.00	74,391.00	70,000.00
0141016 · LONGEVITY / EDUCATION INCENTIVE	7,025.00	7,125.00	7,625.00	7,025.00	4,125.00	4,125.00	5,625.00
0141017 · HOLIDAY PAY	5,295.68	6,460.54	7,742.75	7,522.80	0.00	5,427.60	6,600.00
0141018 · OVERTIME WAGES, POLICE	30,888.72	34,275.42	31,000.00	31,000.00	37,492.79	40,501.72	40,000.00
0141021 · OFFICE SUPPLIES, POLICE	634.50	384.41	1,500.00	1,500.00	254.36	288.14	1,000.00
0141023 - COMMUNITY POLICING	9,017.62	3,380.95	4,000.00	4,000.00	3,267.59	3,348.54	3,500.00
0141024 · OPERATING EXP, POLICE	3,017.01	2,757.25	3,000.00	3,000.00	3,450.39	3,454.11	3,500.00
0141025 · MAINT/REPAIRS	427.70	3,889.18	2,100.00	2,100.00	264.37	264.37	1,500.00
0141026 · MINOR EQUIPMENT, POLICE	8,039.24	551.84	7,000.00	7,000.00	213.91	333.91	5,000.00
0141028 · UNIFORMS, POLICE	8,038.08	2,824.04	6,000.00	7,000.00	773.47	1,197.27	6,000.00
0141029 · AMMO & RELATED SUPPLIES	2,877.55	3,120.23	5,000.00	5,000.00	1,207.47	2,588.19	5,000.00
0141031 · PROFESSIONAL SERVICES, POLICE	8,959.15	6,290.00	8,000.00	8,000.00	5,595.97	5,595.97	8,000.00
0141032 · COMMUNICATIONS - PHONE/RADIO	3,213.16	3,302.45	3,500.00	3,500.00	2,458.07	2,736.41	3,500.00

NORTH WALES BOROUGH 2026 BUDGET	2023 ACTUAL	2024 ACTUAL	2025 BUDGET	2024 BUDGET	YTD 10/28/2025	YTD 11/14/2025	2026 BUDGET 8 mills
0141033 · GASOLINE, POLICE	11,879.71	11,064.59	12,000.00	15,000.00	8,232.47	9,089.94	12,000.00
0141034 · PRINTING, POLICE	710.30	810.96	1,000.00	1,000.00	546.58	654.58	1,000.00
0141037 · VEHICLE MAINT/REPAIRS	5,010.02	4,947.26	7,000.00	7,000.00	4,271.52	4,749.55	7,000.00
0141042 · DUES/SUBSCRIPTIONS, POLICE	695.00	620.00	1,750.00	750.00	595.00	595.00	1,750.00
0141044 · UNIFORM MAINTENANCE, POLICE	2,500.00	2,500.00	3,000.00	3,000.00	2,500.00	2,500.00	3,000.00
0141045 · CONTRACTED SRVCS	8,169.00	38,133.64	34,000.00	40,000.00	30,185.03	30,275.03	34,000.00
0141046 · TRAINING, POLICE	3,672.41	4,428.00	7,500.00	7,500.00	1,974.95	1,974.95	5,500.00
0141050 · EMERGENCY MGMT	4,000.00	5,500.00	5,500.00	4,500.00	5,500.00	5,500.00	6,500.00
0141136 · HYDRANT CHARGES	8,453.00	9,703.00	10,000.00	8,500.00	9,703.00	9,703.00	10,000.00
0141153 · FIRE RELIEF	22,827.28	23,122.96	23,500.00	22,000.00	24,653.33	24,653.33	24,500.00
0141313 · INSPECTION- CONTRACTED SERVICES	30,782.50	26,236.25	26,000.00	22,880.00	15,682.50	15,682.50	25,000.00
0141339 · STATE PERMIT FEES	1,329.00	3,415.50	3,000.00	1,200.00	2,860.00	3,026.50	3,000.00
0141343 · DUES, SUBSCRIPT	0.00	285.00	350.00	350.00	125.00	125.00	350.00
0141431 · PROFESSIONAL SERV.	0.00	5,286.25	5,000.00	5,000.00	0.00	0.00	5,000.00
0141434 · SOLICITOR	4,936.68	3,644.68	6,000.00	6,000.00	2,684.00	2,684.00	4,500.00
0141435 · ADVERTISING	1,650.36	1,384.34	3,500.00	3,500.00	1,556.91	1,556.91	3,500.00
0141439 · COURT STENO	1,297.50	705.00	1,000.00	1,000.00	650.00	650.00	1,000.00
0143012 - WAGES - F/T PUBLIC WORKS	43,590.48	67,328.00	69,011.20	65,520.00	18,857.60	18,857.60	0.00
0143013 · WAGES - P/T PUBLIC WORKS	51,560.57	51,929.26	53,227.49	87,240.00	57,854.29	68,742.67	122,500.00
0143018 · OVERTIME WAGES	2,427.87	5,640.17	6,000.00	6,000.00	8,314.29	8,604.54	7,000.00
0143020 · SUPPLIES	2,713.24	2,894.96	2,500.00	2,500.00	2,335.66	2,384.11	2,500.00
0143023 · HEATING FUEL	1,469.28	2,793.11	3,500.00	3,500.00	3,472.35	3,508.73	3,500.00
0143024 · DIESEL/GASOLINE	1,917.46	2,138.10	4,000.00	4,000.00	1,056.64	1,564.84	4,000.00
0143238 · UNIFORMS PUBLIC WORKS	489.91	1,072.75	750.00	750.00	278.79	563.22	750.00
0143242 · SAFETY SUPPLIES	123.47	619.29	750.00	750.00	26.59	80.56	500.00
0143246 · FIRE EXTINGUISHERS	511.00	333.00	750.00	750.00	0.00	0.00	750.00
0143260 · SUPPLIES - SMALL TOOLS	2,708.72	2,015.70	2,500.00	2,500.00	478.37	578.50	1,750.00
0143321 · COMMUNICATIONS - PHONE	1,095.75	886.33	1,300.00	1,300.00	680.51	758.44	1,300.00
0143361 · ELECTRICITY 1430361	1,961.40	1,610.86	2,000.00	2,000.00	1,238.99	1,350.46	3,200.00
0143365 · SOLID WASTE DISPOSAL	2,674.94	4,465.79	5,000.00	3,250.00	2,901.62	2,901.62	5,000.00
0143373 · BUILDING MAINTENANCE	2,072.20	6,241.03	3,500.00	3,500.00	865.86	1,143.90	3,500.00
0143374 · EQUIPMENT REPAIRS	1,212.73	836.33	2,000.00	2,000.00	141.49	201.48	2,000.00
0143375 · VEHICLE MAINT/REPAIRS	3,808.20	6,001.79	5,000.00	5,000.00	8,546.81	8,679.31	5,000.00
0143420 · DUES, SUBSCRIPT.	35.00	223.00	300.00	300.00	0.00	6.18	300.00
0143437 · ELECTRICAL REPAIRS/MAINTENANCE	124.83	0.00	2,000.00	2,000.00	0.00	0.00	2,000.00
0143937 · CONSTRUCTION REPAIRS/MAINT	372.02	1,031.16	6,000.00	6,000.00	276.75	276.75	6,000.00

NORTH WALES BOROUGH 2026 BUDGET	2023 ACTUAL	2024 ACTUAL	2025 BUDGET	2024 BUDGET	YTD 10/28/2025	YTD 11/14/2025	2026 BUDGET 8 mills
0145100 - COMMUNITY CENTER PROGRAM EXP	900.00	305.30	10,000.00	10,000.00	0.00	0.00	10,000.00
0145222 - FESTIVAL DONATION	500.00	500.00	500.00	500.00	1,000.00	1,000.00	1,000.00
0145420 - SUPPLIES-PARK	2,690.78	6,344.13	6,000.00	6,000.00	3,848.14	4,304.57	6,000.00
0145436 - ELECTRICITY	800.56	892.12	900.00	900.00	827.76	921.57	1,800.00
0145437 - MAINTENANCE/REPAIRS	79.84	1,103.74	1,500.00	1,500.00	890.75	908.74	1,500.00
0145445 - CONTRACTED SERVICES	4,954.42	21,373.50	12,100.00	22,100.00	16,515.70	19,040.70	15,000.00
0148010 - MISCELLANEOUS BANK CHARGES	1,589.70	2,120.42	1,500.00	1,500.00	1,365.82	1,390.82	1,800.00
0148020 - MISCELLANEOUS EXPENSES	566.43	18,876.67	11,250.00	15,750.00	10,730.60	10,730.60	1,250.00
0148030 - PAYROLL PROCESSING FEE	6,516.27	6,580.43	6,890.00	6,890.00	4,963.54	5,202.53	6,890.00
0148410 - FIRE CO WORKERS COMP	18,106.00	17,190.00	21,500.00	21,500.00	14,537.00	15,722.00	18,500.00
0148435 - WORKERS COMPENSATION INSURANCE	23,749.00	25,055.00	25,055.00	25,055.00	18,354.75	24,473.00	25,000.00
0148516 - UNEMPLOYMENT COMP	10,550.07	5,525.39	14,000.00	14,000.00	5,085.83	5,085.83	10,000.00
0148610 - DENTAL	7,357.83	7,851.48	9,800.00	9,600.00	5,994.40	6,593.84	9,800.00
0148615 - HEALTH & HOSPITALIZATION	101,915.15	134,944.08	136,200.00	117,120.00	102,015.22	112,386.98	135,500.00
0148616 - PENSION EXPENSE-NON-UNIFORM	10,228.99	17,769.36	19,177.00	17,460.00	10,678.06	11,612.40	19,177.00
0148617 - SOCIAL SECURITY/MEDICARE	73,508.16	76,809.91	84,100.43	84,400.49	59,884.79	66,327.81	88,868.16
0148620 - LTD/STD/LIFE	4,456.06	5,321.72	6,600.00	6,600.00	4,555.74	4,555.74	6,600.00
0148635 - CASUALTY & LIABILITY	64,434.00	74,222.00	75,145.00	74,500.00	54,232.56	72,257.81	68,500.00
0148636 - INSURANCE & BONDING	560.40	183.75	500.00	600.00	0.00	0.00	500.00
0148716 - PENSION ENTITLEMENT P.D.	48,477.00	54,944.00	65,096.00	55,000.00	65,096.00	65,096.00	63,745.00
0148730 - PAYMENT IN LIEU OF BENEFITS	19,403.19	29,382.92	28,800.00	21,600.00	19,901.88	21,378.80	19,200.00
0148731 - MANAGEMENT/CONSULTING SERVICES	7,570.00	5,695.00	7,000.00	7,000.00	7,775.00	7,775.00	8,000.00
	2,094,432.47	1,871,317.04	2,064,881.92	2,377,396.29	1,450,686.05	1,589,572.09	2,082,030.48
Street Lighting Fund 02 Expense							
0243410 - STREET LIGHTING MAINT	690.00	20,970.48	6,500.00	6,500.00	2,550.18	2,550.18	6,500.00
0243436 - ELECTRICITY	22,453.62	21,920.10	23,400.00	23,400.00	18,383.53	20,414.56	46,000.00
	23,143.62	42,890.58	29,900.00	29,900.00	20,933.71	22,964.74	52,500.00
Ambulance Fund ## Expense							
0##5650 - AMBULANCE SERVICES	0.00	0.00	0.00	0.00	0.00	0.00	23,000.00
	0.00	0.00	0.00	0.00	0.00	0.00	23,000.00
Fire Service Fund 33 Expense							
0345650 - FIRE COMPANY	40,000.00	40,030.00	40,000.00	40,000.00	40,000.00	40,000.00	47,000.00
	40,000.00	40,030.00	40,000.00	40,000.00	40,000.00	40,000.00	47,000.00
Highway Improvement Fund 18 Expense							
1840831 - ENGINEER	72,428.21	57,540.55	60,000.00	60,000.00	9,009.63	9,009.63	60,000.00
1843060 - CAPITAL CONSTRUCTION	0.00	0.00	175,000.00	175,000.00	0.00	0.00	175,000.00

NORTH WALES BOROUGH 2026 BUDGET	2023 ACTUAL	2024 ACTUAL	2025 BUDGET	2024 BUDGET	YTD 10/28/2025	YTD 11/14/2025	2026 BUDGET 8 mills
	72,428.21	57,540.55	235,000.00	235,000.00	9,009.63	9,009.63	235,000.00
Weingartner Park Fund 19 Expense							
1945436 · ELECTRICITY	422.25	447.72	456.00	456.00	418.88	465.71	456.00
	422.25	447.72	456.00	456.00	418.88	465.71	456.00
Debt Service Fund 23 Expense							
2347110 · G. O. BOND/LOAN	92,000.00	93,000.00	92,000.00	92,000.00	94,000.00	94,000.00	95,000.00
2347140 · SMALL BORROWING PRINCIPLE	0.00	0.00	0.00	0.00	0.00	0.00	0.00
2349201 · TRANSFER - OTHER FUNDS	0.00	0.00	0.00	0.00	0.00	0.00	0.00
2347210 · G.O. BOND/LOAN - INTEREST	20,779.74	19,712.43	22,800.00	22,800.00	15,663.87	15,663.87	17,500.00
	112,788.74	112,712.43	114,800.00	114,800.00	109,663.87	109,663.87	112,500.00
Capital Improvement Fund 30 Expense							
3040934 · PANDEMIC RECOVERY GRANT	464,700.97	421,769.07	0.00	930,000.00	314,144.96	314,144.96	0.00
3040935 · RACP STATE GRANT	0.00	0.00	350,000.00	1,000,000.00	916,511.97	916,511.97	0.00
3040936 · TASA GRANT	0.00	16,922.56	770,000.00	770,000.00	11,598.50	11,598.50	770,000.00
3043030 · OTHER SERVICES & CHARGES	15,166.50	26,526.36	23,500.00	23,500.00	69,399.90	69,399.90	23,500.00
3043060 · REVITALIZATION	12,852.00	12,978.00	13,000.00	13,000.00	13,104.00	13,104.00	16,632.00
3043824 · INFRASTRUCTURE	15,175.00	115,182.50	550,000.00	750,000.00	20,204.94	20,204.94	550,000.00
3046306 · CDBG GRANT	0.00	0.00	0.00	0.00	0.00	0.00	0.00
	507,894.47	593,378.49	1,706,500.00	3,486,500.00	1,344,964.27	1,344,964.27	1,360,132.00
Capital Equipment Fund 32 Expense							
3240170 · CAPITAL PURCHASE - ALL DEPT.	1,922.93	2,313.00	5,000.00	5,000.00	714.99	714.99	5,000.00
3241070 · CAPITAL PURCHASE P.D.	5,000.00	953.15	5,000.00	5,000.00	0.00	0.00	5,000.00
3243070 · CAPITAL PURCHASE	3,000.00	0.00	15,000.00	15,000.00	357,924.92	357,924.92	15,000.00
	9,922.93	3,266.15	25,000.00	25,000.00	358,639.91	358,639.91	25,000.00
Liquid Fuels Fund 35 Expense							
3543222 · SNOW REMOVAL EXPENSES	0.00	3,269.68	7,200.00	7,200.00	5,876.89	5,876.89	7,200.00
3543225 · ATTACHMENT PARTS	3,794.25	8,947.34	1,500.00	1,500.00	180.56	180.56	1,500.00
3543325 · SIGNS	0.00	371.03	1,500.00	1,500.00	153.33	406.45	1,500.00
3543336 · ELECTRICITY/SIGNAL	100.28	148.53	250.00	250.00	126.22	140.63	250.00
3543337 · SIGNAL MAINTENANCE	0.00	0.00	5,500.00	3,500.00	0.00	0.00	5,500.00
3543725 · REPAIRS/MAINTENANCE SUPPLIES	0.00	3,924.40	1,500.00	1,500.00	4,170.31	4,170.31	1,500.00
3543822 · OPERATING EXPENSE	0.00	0.00	1,500.00	1,500.00	0.00	0.00	1,500.00
3543826 · MINOR EQUIPMENT/SMALL TOOLS	0.00	0.00	1,500.00	1,500.00	0.00	0.00	1,500.00
3543835 · VEHICLE MAINTENANCE	3,019.53	817.75	1,500.00	1,500.00	597.48	597.48	1,500.00
3543837 · HIGHWAY MAINTENANCE PROJECTS	0.00	12,185.00	350,000.00	350,000.00	4,395.00	4,395.00	350,000.00
	6,914.06	29,663.73	371,950.00	369,950.00	15,499.79	15,767.32	371,950.00

NORTH WALES BOROUGH 2026 BUDGET	2023 ACTUAL	2024 ACTUAL	2025 BUDGET	2024 BUDGET	YTD 10/28/2025	YTD 11/14/2025	2026 BUDGET 8 mills
Recycling Fund 41 Expense							
4145422 · OPERATING EXPENSE 4145422	390.43	186.55	1,500.00	1,500.00	366.74	366.74	1,500.00
4145424 · CULTURAL/REC SUPPLIES	12,090.53	12,221.41	15,000.00	15,000.00	13,133.66	13,133.66	15,000.00
4145537 · SHADE TREE- RECYCLING	1,090.00	300.00	1,000.00	1,000.00	0.00	0.00	1,000.00
4146124 · CONSERVATION	900.00	1,000.00	1,000.00	1,000.00	900.00	900.00	1,000.00
	14,470.96	13,707.96	18,500.00	18,500.00	14,400.40	14,400.40	18,500.00
History Commission Fund 42 Expense							
4245022 - OPERATING EXPENSE	270.00	100.98	300.00	300.00	1,327.49	1,411.99	300.00
	270.00	100.98	300.00	300.00	1,327.49	1,411.99	300.00
Library Fund 43 Expense							
4345650 · LIBRARY	20,010.00	20,000.00	20,000.00	20,000.00	20,000.00	20,000.00	23,000.00
	20,010.00	20,000.00	20,000.00	20,000.00	20,000.00	20,000.00	23,000.00
Cemetery Preservation Fund 44 Expense							
4440924 - CEMETERY SUPPLIES	0.00	0.00	5,000.00	5,000.00	0.00	0.00	5,000.00
4440925 - CEMETERY MAINT	10.00	0.00	25,000.00	25,000.00	3,700.00	3,700.00	25,000.00
	10.00	0.00	30,000.00	30,000.00	3,700.00	3,700.00	30,000.00

2026 Fund Summary

REVENUE

FUND	Budgeted Revenues (8mils)	Forward Fund Balance	Total Fund Balance (8mils)	Budgeted Expenses (8mils)	Unemcumbered Funds (8mils)	Reconciled Fund Balances (8mils)
General Fund	\$1,955,293.31	\$220,267.43	\$2,175,560.74	\$2,082,030.48	\$93,530.26	\$2,175,560.74
Street Light	\$55,892.92	\$64,654.40	\$120,547.32	\$52,500.00	\$68,047.32	\$120,547.32
Fire Service	\$47,606.79	\$3,422.04	\$51,028.83	\$47,000.00	\$4,028.83	\$51,028.83
Ambulance Service	\$23,633.40	\$0.00	\$23,633.40	\$23,000.00	\$633.40	\$23,633.40
Highway Improvement	\$81,466.32	\$258,831.52	\$340,297.84	\$235,000.00	\$105,297.84	\$340,297.84
Weingartner Park	\$750.00	\$53,137.96	\$53,887.96	\$456.00	\$53,431.96	\$53,887.96
Debt Service	\$157,766.98	\$233,351.27	\$391,118.25	\$112,500.00	\$278,618.25	\$391,118.25
Capital Improvement	\$1,812,000.00	\$1,423,593.80	\$3,235,593.80	\$1,360,132.00	\$1,875,461.80	\$3,235,593.80
Capital Equipment	\$24,300.00	\$503,588.45	\$527,888.45	\$25,000.00	\$502,888.45	\$527,888.45
Liquid Fuels	\$102,435.58	\$732,644.16	\$835,079.74	\$371,950.00	\$463,129.74	\$835,079.74
Recycling	\$18,780.00	\$116,685.76	\$135,465.76	\$18,500.00	\$116,965.76	\$135,465.76
History Commission	\$210.00	\$1,516.33	\$1,726.33	\$300.00	\$1,426.33	\$1,726.33
Library	\$23,878.40	\$2,677.30	\$26,555.70	\$23,000.00	\$3,555.70	\$26,555.70
Cemetery Preservation	\$650.00	\$40,323.71	\$40,973.71	\$30,000.00	\$10,973.71	\$40,973.71
	\$4,304,663.70	\$3,654,694.13	\$7,959,357.83	\$4,381,368.48	\$3,577,989.35	\$7,959,357.83
Reserve Fund	\$ 71,065.57	\$ 3,541,372.11	\$ 3,612,437.68	\$450,000.00	\$ 3,162,437.68	\$ 3,612,437.68

INVESTMENT SUMMARY

10/31/2025

FIXED TERM INVESTMENTS

RESERVE FUND

Institution	Cost/Current	Purchase Date	Maturity Date	Term	Basis	Rate	Est. Interest
Ambler SB - CDARS CD	\$ 557,010.65	7/26/2025	9/25/2026	329	426	3.93%	16,906.06
American Heritage FCU #33	\$ 283,934.50	1/24/2024	1/24/2026	85	365	4.10%	2,710.99
Citadel	\$ 303,178.03	7/17/2025	7/16/2027	623	729	4.13%	10,700.60
First Priority Bank/Mid Penn	\$ 274,880.01	1/31/2025	1/31/2026	92	365	4.10%	2,840.68
Freedom Credit Union	\$ 285,647.43	5/11/2025	5/11/2026	192	365	4.25%	6,385.98
Penn Community Bank	\$ 321,500.60	4/24/2025	1/23/2026	84	275	4.00%	3,928.15
PLGIT Reserve CD	\$ 787,504.66	3/17/2025	3/17/2026	137	365	4.24%	12,532.76
Victory Bank	\$ 105,445.08	2/14/2025	5/13/2026	194	454	4.15%	1,869.91
	\$ 2,919,100.96						\$ 57,875.13

MONEY MARKET FUNDS

RESERVE FUND

Institution	Balance	Current Rate	Rate Type	Est. Interest
American Heritage FCU	\$ 507.04	0.16%	Variable	0.48
WSFS - SAVINGS	61,644.16	1.65%	Variable	596.34
Ambler Savings Bank	\$ 53,767.48	0.75%	Variable	236.43
Victory Bank	\$ 205,161.10	4.05%	Variable	4,871.59
PSDLAF	\$ 301,191.37	4.24%	Variable	7,485.60
	\$ 622,271.15			\$ 13,190.44

FIXED TERM INVESTMENTS

CAPITAL IMPROVEMENT FUNDS

Institution	Balance	Term	Basis	Rate	Est. Interest		
First Priority Bank CD x7633	229,058.05	12/12/2024	12/12/2025	42	365	4.11%	1,083.29
	\$ 229,058.05						\$ 1,083.29

MONEY MARKET FUNDS

CAPITAL IMPROVEMENT FUNDS

Institution	Balance	Current Rate	Rate Type	Term	Est. Interest
PLGIT PRIME	\$ 722,007.75	4.05%	Variable		3,364.75
	\$ 722,007.75				\$ 3,364.75

TOTAL BOROUGH INVESTMENTS

Reserve Fund	\$ 3,541,372.11	Capital Improvement	\$ 951,065.80
--------------	------------------------	---------------------	----------------------

Note: In the context of a Certificate of Deposit (CD), term refers to the length of time your money is locked away, while basis refers to the interest rate on which a CD's overall rate is calculated. The basis is the underlying rate, and the final rate a consumer receives may be a fixed rate tied to that basis.

Municipality	2025 County Millage	2025 MCCC Millage	2025 Municipal Millage	2025-2026 School Millage	Total Millage
West Conshohocken	5.252	0.39	1.18	24.01	30.832
Trappe	5.252	0.39	1.97	38.7	46.312
Green Lane	5.252	0.39	2.5	28.2081	36.3501
Red Hill	5.252	0.39	4.2	28.2081	38.0501
Hatfield Borough	5.252	0.39	4.25	32.204	42.096
Conshohocken	5.252	0.39	4.5	26.495	36.637
North Wales	5.252	0.39	7	32.204	44.846
East Greenville	5.252	0.39	7.4	28.2081	41.2501
Telford	5.252	0.39	7.53	35.8249	48.9969
Collegeville	5.252	0.39	7.55	38.7	51.892
Schwenksville	5.252	0.39	7.79	38.7	52.132
Lansdale	5.252	0.39	8	32.204	45.846
Pennsburg	5.252	0.39	9.725	28.2081	43.5751
Souderton	5.252	0.39	9.75	35.8249	51.2169
Ambler	5.252	0.39	9.815	25.654	41.111
Narberth	5.252	0.39	9.865	35.2674	50.7744
Royersford	5.252	0.39	9.95	34.1855	49.7775
Rockledge	5.252	0.39	10.6	37.07	53.312
Jenkintown	5.252	0.39	11.337	52.596	69.575
Hatboro Borough	5.252	0.39	11.366	34.97	51.978
Bryn Athyn	5.252	0.39	12.118	0	17.76
Bridgeport	5.252	0.39	12.23	24.01	41.882
Pottstown	5.252	0.39	15.118	44.39	65.15
Norristown	5.252	0.39	18.25	39.596	63.488

Fund Breakdown	2025	2026 Proposed
2024-2025 General Fund	5.177	5.8
Street Lighting	0.201	0.35
Debt Service	0.75	0.75
Highway	0.476	0.5
Fire	0.264	0.3
Ambulance	0	0.15
Library	0.132	0.15
Total	7	8